


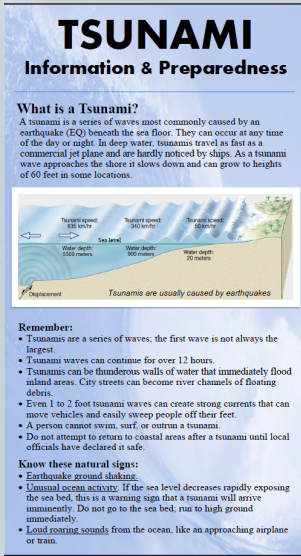


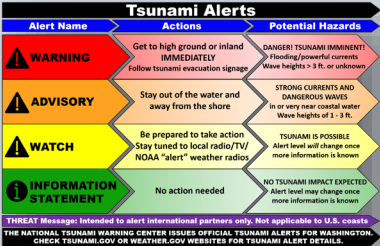





Outreach Item	Photo	Description	Link
<p>Brochure: 2 Weeks Ready Backpack</p>	 <p>The image shows a brochure titled "2 WEEKS READY BUILD KITS". It features a central illustration of an orange backpack with a black strap. Surrounding the backpack are various icons representing items to include in a kit, such as water, food, first aid kit, extra batteries, and extra clothes. The text "Plan to be on your own for at least 2 weeks" is at the top. At the bottom, it says "Ready in just 2 weeks of supplies to your home. How much kit for work, for every family member, and pets. Here is which to get for you."</p>	<p>Intended audience: All ages. Families. Individuals. Emergency Managers.</p> <p>Brief Description: Four-page half-fold brochure with information on how to build preparedness kits, make a communications/emergency plan, and help your neighbor.</p> <p>Available in other languages: Spanish (digital), Korean, Russian, Vietnamese, Chinese (print, no insert)</p>	<p>2 Weeks Ready - Backpack Brochure (PDF)</p>
<p>Brochure: Prepare in a Year</p>	 <p>The image shows a booklet titled "Prepare in a Year". It features a grid of 12 circular icons, each representing a different preparedness activity for each month of the year. At the bottom, it says "www.DisasterReadyWashington.com" and "1 HOUR of planning and action each MONTH leads to successful PREPAREDNESS". There is also a "2 WEEKS READY" logo at the bottom.</p>	<p>Intended audience: Families. Individuals. Emergency Managers.</p> <p>Brief Description: 14-page booklet featuring 12 preparedness activities – one for each month of the year.</p> <p>Available in other languages: Spanish, Russian, Vietnamese, Korean, Chinese (Print).</p>	<p>Prepare in a Year – Booklet (PDF)</p>


Outreach Item	Photo	Description	Link
Reminder Card: Prepare in a Year		<p>Intended audience: Families. Individuals. Emergency Managers.</p> <p>Brief Description: Bookmark-sized reminder card for Prepare in a Year. Lists activities. Contains QR code to the PDF version of the full booklet.</p> <p>Available in other languages: English only.</p>	<p>Prepare in a Year Reminder Card (PDF)</p>
Out-of-Area Contact Card		<p>Intended audience: Families. Individuals.</p> <p>Brief description: Foldable business card with blank spaces to write down and carry an out-of-area contact.</p> <p>Available in other languages: Spanish (Print).</p>	<p>Out-of-Area Contact Cards (PDF)</p>



Outreach Item	Photo	Description	Link
Trifold: Boater's Guide on Tsunamis		<p>Intended audience: Boaters, mariners, and other members of the maritime community in WA.</p> <p>Brief description: Trifold brochure offering guidance to boaters in the event of a tsunami.</p> <p>Available in other languages: English only. (Translations pending).</p>	Boaters Guide on Tsunamis (PDF)
Trifold: Tsunami Information and Preparedness		<p>Intended audience: All ages. Adults, families. Emergency managers.</p> <p>Brief description: Trifold brochure covering tsunami information and preparedness in WA.</p> <p>Available in other languages: Spanish (print); Russian (digital); Korean (digital); Vietnamese (digital); Chinese simplified (digital).</p>	Tsunami Information and Preparedness (PDF)



Outreach Item	Photo	Description	Link
<p>Without Warning: Tsunami Comic Book</p>		<p>Intended audience: Teens, preteens, teachers, schools.</p> <p>Brief description: Color comic book about a family surviving a tsunami in the Pacific Northwest.</p> <p>Available in other languages: Spanish (digital).</p>	<p>Without Warning: Tsunami (PDF)</p>
<p>Children's Booklet: How the Smart Family Survived a Tsunami</p>		<p>Intended audience: Young kids, teachers, schools.</p> <p>Brief description: Picture book about a family surviving a tsunami in WA.</p> <p>Available in other languages: English only.</p>	<p>How the Smart Family Survived a Tsunami (PDF)</p>



Outreach Item	Photo	Description	Link
Magnet: Tsunami Alert Levels		<p>Intended audience: All ages. Adults, families. Emergency managers.</p> <p>Brief description: Color magnet showing the 4 tsunami alert levels and what they mean.</p> <p>Available in other languages: Spanish (see below).</p>	Tsunami Alert Levels
Magnet: Tsunami Alert and Warning (Spanish)		<p>Intended audience: All ages. Adults, families. Emergency managers.</p> <p>Brief description: Color magnet showing the 4 tsunami alert levels and what they mean.</p>	



Outreach Item	Photo	Description	Link
Magnet: Drop, Cover, Hold On, Get to High Ground		<p>Intended audience: All ages. Adults, families. Emergency managers.</p> <p>Brief description: Blue and white magnet showing what to do during a tsunami.</p> <p>Available in other languages: Spanish, French, Chinese, Korean, Hmong, Samoan, Greek, Japanese, Portuguese, Turkish (digital).</p>	Tsunami Drop, Cover, Hold On Magnet
Magnet: Tsunami Evacuation Zone		<p>Intended audience: All ages. Adults, families. Emergency managers.</p> <p>Brief description: Blue and white magnet version of the tsunami evacuation route sign.</p> <p>Available in other languages: English only.</p>	


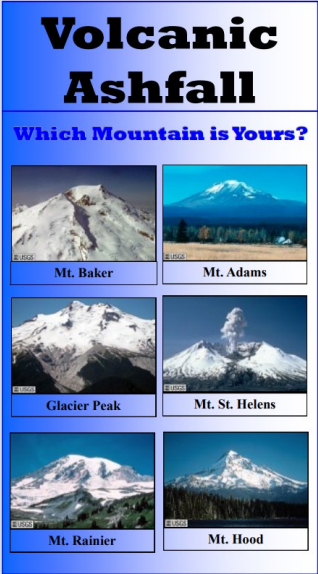
Outreach Item	Photo	Description	Link
Sticker: Tsunami Evacuation Route		<p>Intended audience: Kids, schools.</p> <p>Brief description: Blue and white sticker version of the tsunami evacuation route sign.</p> <p>Available in other languages: English only.</p>	
Sticker: Animated Tsunami		<p>Intended audience: Kids, schools.</p> <p>Brief description: Blue and white sticker with smiling wave.</p> <p>Available in other languages: English only.</p>	Stickers for Kids (PDF)



Outreach Item	Photo	Description	Link (If available)
Reminder Card: How to Escape a Tsunami/ Emergency Contact Card		<p>Intended audience: All ages. Adults, families, kids. Schools.</p> <p>Brief description: Double-sided emergency contact card with tsunami safety instructions.</p> <p>Available in other languages: English only.</p>	How to Escape a Tsunami (PDF)
Icosahedron: Tsunami Sources Globe		<p>Intended audience: Kids. Adults. Schools.</p> <p>Brief Description: 3-D globe puzzle with historical tsunami sources.</p> <p>Available in other languages: English only.</p>	Tsunami Sources Icosahedron Globe (PDF)

Outreach Item	Photo	Description	Link
<p>Without Warning: Earthquake Comic Book</p>		<p>Intended audience: Teens, preteens, teachers, schools.</p> <p>Brief description: Color comic book about three teens surviving an earthquake in the Pacific Northwest.</p> <p>Available in other languages: Spanish (digital).</p>	<p>Without Warning: Earthquake (PDF)</p>
<p>Brochure: Washington is Earthquake Country</p>		<p>Intended audience: General Public, homeowners</p> <p>Brief description: Information on Washington's earthquake hazard and risk, and steps you can take before, during, and after an earthquake to protect yourself and your home.</p> <p>Available in other languages: English only.</p>	<p>Earthquake Country Brochure (PDF)</p>

Outreach Item	Photo	Description	Link
<p>Poster: When an Earthquake Strikes</p>		<p>Intended Audience: General public, schools, classrooms, etc.</p> <p>Brief description: 2' x 3' poster. Shows and explains how to protect yourself from earthquake shaking in a variety of situations, such as: In bed, in a car, in a store, outside, on the shore, etc.</p> <p>Available in other languages: Spanish (digital)</p>	<p>When an Earthquake Strikes (PDF)</p>
<p>Poster: Shake Out. Don't Freak Out.</p>		<p>Intended Audience: schools, workplaces, etc.</p> <p>Brief Description: 15" x 22" poster. Remind people to Drop, Cover, and Hold On, and encourage participation in the Great ShakeOut drill.</p> <p>Available in other languages: English only.</p>	<p>Shake Out Poster (PDF)</p>

Outreach Item	Photo	Description	Link
<p>Poster: Protect Yourself During an Earthquake</p>		<p>Intended Audience: General Public.</p> <p>Brief Description: 15" x 22" poster. Remind people to Drop, Cover, and Hold On during an earthquake, and encourage participation in the Great ShakeOut earthquake Drill.</p> <p>Available in other languages: English only.</p>	<p>Protect yourself during an earthquake (PDF)</p>
<p>Magnet: When the Ground Shakes</p>		<p>Intended audience: General Public.</p> <p>Brief description: 3" x 5" refrigerator magnet reminding people to Drop, Cover, and Hold on during an earthquake, and encouraging participation in the Great Washington ShakeOut.</p> <p>Available in other languages: English only.</p>	

Outreach Item	Photo	Description	Link
<p>Brochure: Volcanic Hazards in Washington State (DNR)</p>		<p>Intended Audience: General Public</p> <p>Brief description: 5.5” x 8.5” Booklet – 11 pages, color booklet containing information about hazards at Washington’s 5 active volcanoes, and resources on preparedness.</p> <p>Available in other languages: English only.</p>	<p>Volcanic Hazards in Washington State (PDF)</p>
<p>Brochure: Volcanic Ashfall</p>		<p>Intended Audiences: General Public</p> <p>Description: Trifold Brochure with information about volcanic ash hazards, preparedness, and mitigation in WA state.</p> <p>Available in other languages: English only</p>	<p>Volcanic Ashfall (PDF)</p>

Outreach Item	Photo	Description	Link
Sticker: Animated Lahar		<p>Intended audience: Kids, schools.</p> <p>Brief description: Brown and white sticker featuring an animated lahar.</p> <p>Available in other languages: English only.</p>	Stickers for Kids (PDF)
Additional Stickers: (Not all are Available)		<p>Intended audience: Kids, schools.</p> <p>Brief Description: Animated hazard stickers. Available in rolls.</p> <p>Available in other languages: English only.</p>	Stickers for Kids (PDF)

