

Re-Prepare Webinar 1

Coming up next:
September 17th
11:30am - 12:30pm

Link:
bit.ly/re-prepare2



Prepare in a Year



Secure Important Documents

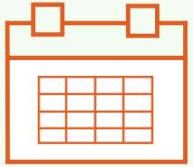


Collect copies of important documents and store them in a safe place.



DisasterReadyWashington.com

Prepare in a Year



mil.wa.gov/preparedness

Complete **1** activity a month to prepare you and your family for disasters!



Make a
Communications Plan



Create an
Action Plan



Store Water



Build Grab & Go
Kits



Secure Important
Documents



Be 2 Weeks Ready



Learn Fire Safety



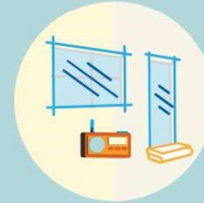
Learn Utility Safety



Store Under the
Bed Supplies



Practice Drop,
Cover, and Hold On



Prepare to
Shelter in Place



Conduct a Home
Hazard Hunt

Personal Preparedness: A Creative Approach

Sophia Lopez, CEM, MPS
Public Education & Outreach
Program Manager



A little about myself



Sophia Lopez



- Experienced through 6 natural disasters
- Spanish is first language
- 2nd Generation Mexican-American
- Masters, Homeland Security Studies
- 7 years in Emergency Management
- 2 years with King County OEM



King County
Emergency Management

Get #KingCountyReady

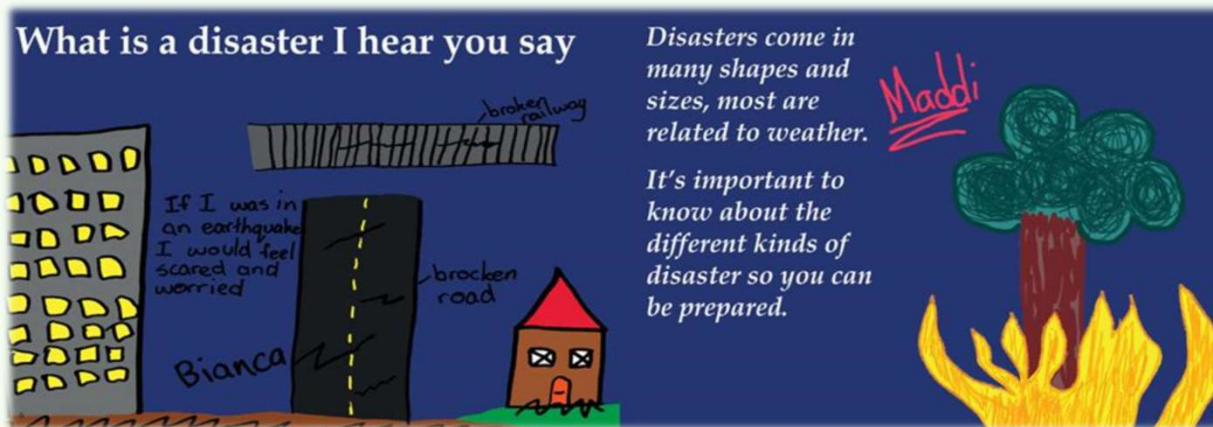


How Can You Be Prepared... If you Do Not know Your Hazards?

- Make A Kit
- Have A Plan
- Get Involved




What Is An Emergency? What Is A Disaster?




Identify Hazards Where You Live

Each County Should have Hazard Mitigation Plans
that detail the hazards in your area.



Identify your risk



www.dnr.wa.gov/geologyportal

risk

hazardready.org/seattle



Natural Disasters Will Happen



Let's Talk about Home Hazards



Falls



Poisoning



Fire Hazards



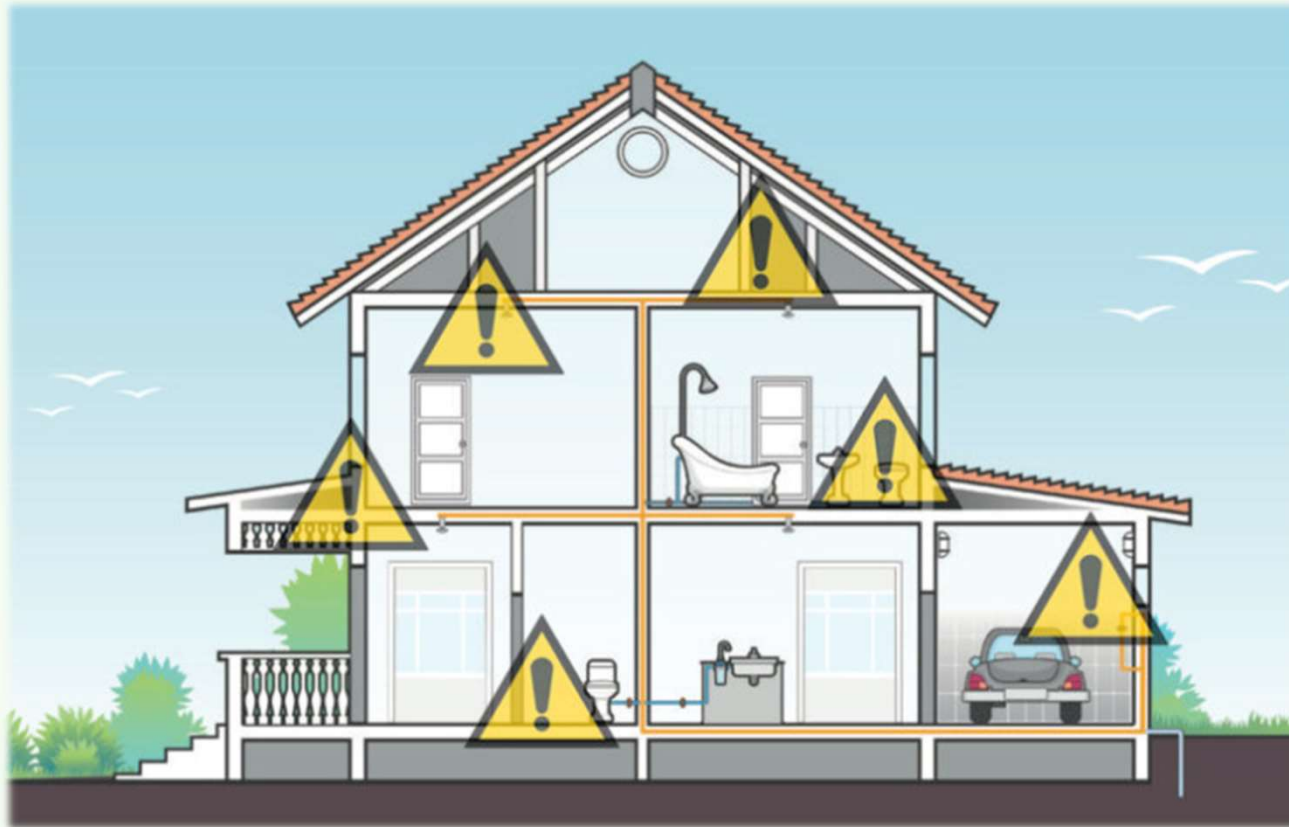
Choking and Suffocation



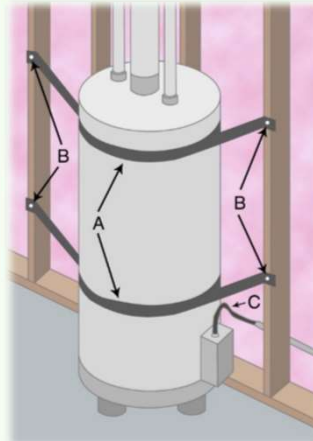

Drowning



Home Hazard Hunt Challenge



Where are Some Places to Start?



Worse Case Scenario: Earthquake (during a pandemic)



Worse Case Scenario: Earthquake (during a pandemic)



What if we can't flush the toilet...?

- Bucket (w/handle)
- Pool noodle
- Kitty litter
- Garbage bags



What is another use for a pool noodle (besides swimming)

- Keep electrical cords off floor/organized



How do I store enough water? What if I can't?

Storage options

- You all have 55 gallons right now. Do you know where?
- Where else do you have water stored?



Can't store enough?

- Boil water
- Use bleach as last resort



What about my medications?

1st: Have conversation with your doctor/pharmacist

- If you can, try to save up at least a week's supply by following these steps




1. Check renewal date: renew as early as you can
2. Start new bottle as soon as you renew
3. Set aside remaining medication from previous bottle instead of finishing
4. Make sure to cycle through your emergency supply



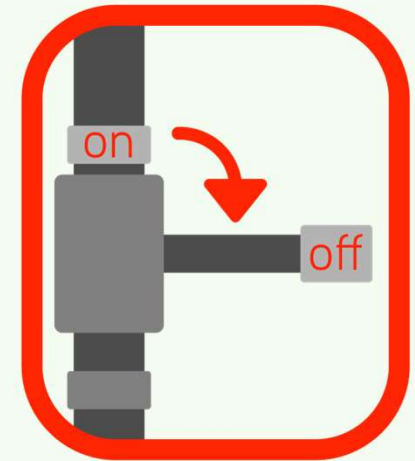
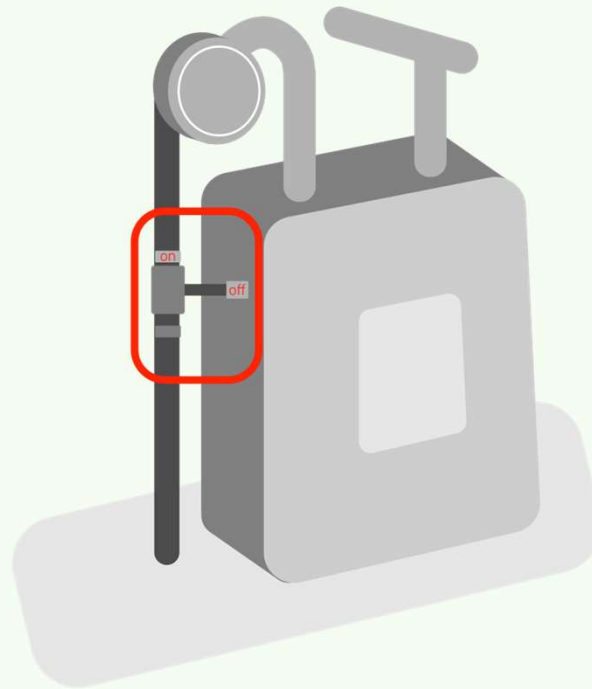
But I want to hang pictures up...

- Wire #1
- Wire #2
- Nail



How will I know when to shut off the gas?!?

- Hear a hissing sound?
- Smell rotten egg (Sulphur)?
- Are the dials on your meter moving rapidly back and forth?



Emergency Alerts

sign up



www.mil.wa.gov/alerts



www.kingcounty.gov/alerts



Stay Informed



@KingCountyWA
@ALERTSeattle
@OEMSeattle

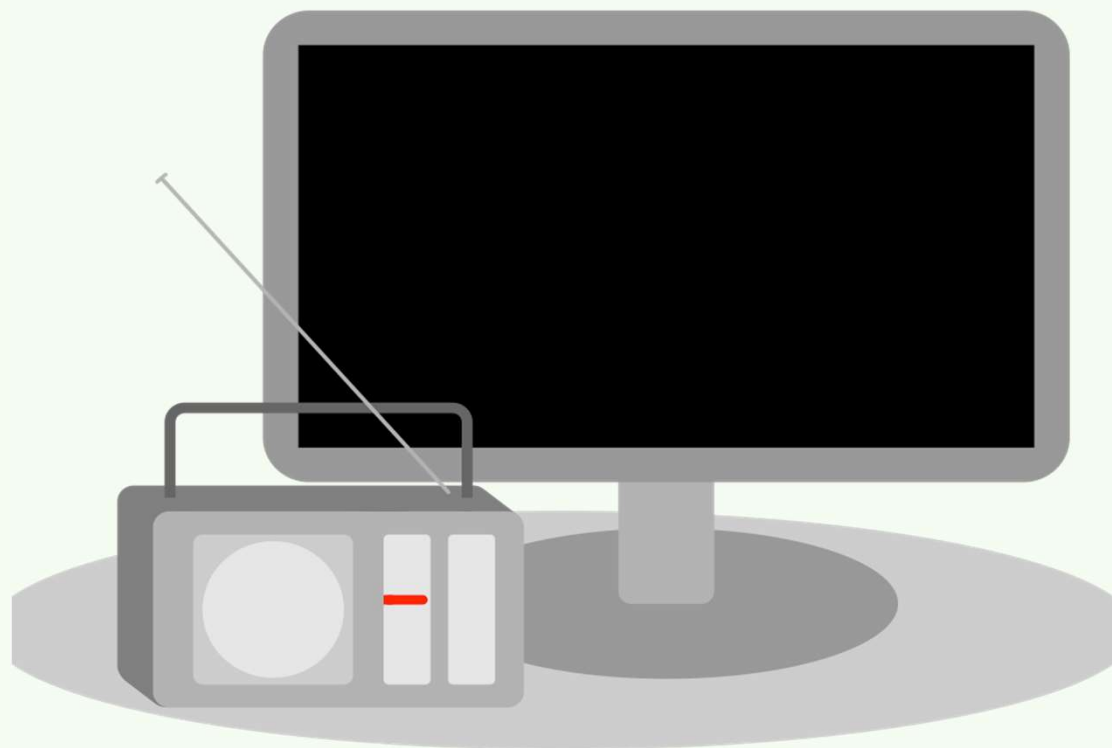


NEW to Instagram!
@KingCountyOEM

Connect with me:

KCOEMPubEd@kingcounty.gov

SLopez@kingcounty.gov



Questions?



Resources

Free Downloads:

www.mil.wa.gov/preparedness

www.kingcounty.gov/prepare

www.Makeitthrough.org

www.Takewinterbystorm.org

www.30days30ways.com

Webinar Recording:

<https://www.youtube.com/user/EMDprepare>



Survey and prizes!





mil.wa.gov/preparedness

