

Pet Preparedness

A significant number of families have pets and they're part of the family. They need to be ready for a disaster too; take simple steps now so they're prepared.


How to Prepare Before a Disaster



Not all shelters will accept pets, plan in advance for shelter options that will work for both you and your pets.



Develop a buddy system with neighbors or friends to make sure that someone is available to care for your pets if you are unable to do so.



Assemble an emergency kit for your pet.



What Goes in Your Pet Emergency Kit:




Food and water (2 Weeks) bowls, manual can opener



Medicines, medical records, and first aid kit




Collar with ID tag, harness, or leash (include backups)



Crate or pet carrier



A picture of you and your pet together



Important documents: registration & vaccination




Familiar items: favorite toys, treats, and bedding



Plastic bags/litter for cleaning up after your pet

What to Do During a Disaster




Bring your pet inside immediately.



Separate dogs and cats. Anxiety may affect their behavior.



Feed them moist or canned food so they will need less water to drink.



Have extra newspapers, for sanitary reasons.



This information is only a portion of what you need to be prepared; for more information and resources, visit Ready.gov and FEMA.gov.

www.mil.wa.gov/preparedness