



**Washington
Military
Department
Emergency
Management
Division**

Learning About

NATURAL DISASTERS

With Coloring Pages
and Word Puzzles

Grades K-2




**When the ground shakes...
Drop, Cover and Hold!**



Safety Masters for Kids

For Help, Call



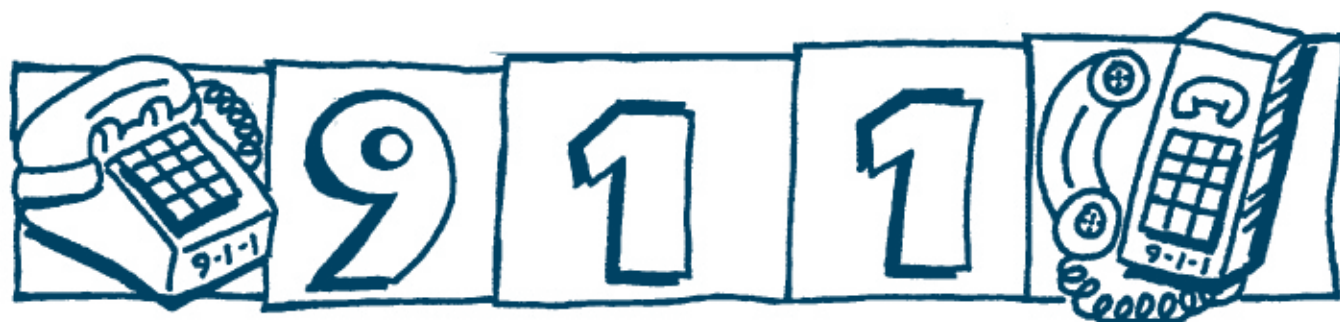
Color these numbers:




Look at this phone and find the numbers to call for help: 9 • 1 • 1.


Color these numbers yellow. Color the rest of the numbers purple.

Go to your phone and show another person where the numbers 9 • 1 • 1 are on it.






9-1-1 is here!
¡El 9-1-1 ya está aquí!



**If you need help, call 9-1-1 and we will come.
Si te hace falta ayuda, llama al 9-1-1 y venimos.**




Artwork adapted from original works created by King County E-911 Program Office & Donn Longie, illustrator.

Who's That Knocking At My Door?

The following are safety rules you will need to learn and remember if you are left alone at home.

- ✘ Keep doors and windows closed and locked at all times.
- ✘ If you get a phone call or someone comes to the door, never say that you are alone. Say that your parent is busy and can't come to the phone or door at this time. Ask if you can take a message. Never give your name or address to a stranger.
- ✘ Never let anyone into your home unless your Mom or Dad has told you that it is okay. Make sure you know the person or know what they look like if told to let someone in.
- ✘ Do not open the door when someone knocks or rings the doorbell. Talk through the door or look at them through the vision hole in the door. Remember, if you can hear them, they also can hear you. If they want to come in, no matter what the reason, say "NO" and don't open the door.



- ✘ Discuss with your parents the "do's and don'ts" while you are alone.
- ✘ Have Mom or Dad make a list of rules and "things to do," such as homework, chores and activities.
- ✘ You should talk with your Mom or Dad about which appliances you are allowed to use when alone. If you are allowed to cook, never leave the kitchen while things are cooking.
- ✘ You should have the following phone numbers written down in a handy place:

Parent at work
Relative
Neighbor
Friend

- ✘ These telephone numbers also should be written down and kept near the phone:

Police
Fire
Doctor
Ambulance
Poison Control

Remember, if you have an emergency, call 9-1-1 immediately.

Stay on the phone and tell them your name, your address, and the problem. They will ask you to remain on the phone, and you must do so. Follow the directions of the 9-1-1 call dispatcher.

Quake Safe

Coloring Pages



By JoAnn Jordan Illustrated by Anna Johnson




What do I do when the ground shakes!?

*That depends on where you are
when the earth quakes!*





*When at my desk I've been told
to quickly "drop, cover and hold."*




*"When outside,"
my teacher said,
"Drop
to the ground
and cover
your head."*





*If in the hall, sit against the wall
and curl up like a ball.*




*If the earth starts to shake and I'm in bed,
Stay right there
and hold a pillow over my head.*



*If in a bus or in a car,
the driver will stop,
stay right where you are.*

*Wherever you are
when the earth starts to shake,*




Your biggest dangers are things that fall or break.



*Find a safe place
in each room in your house.
Practice being "quakesafe"
as quick as a mouse.*


*When the earth starts to shake,
there's no time to waste!*



*Get to a safe place
before things start to break!*

*Moms and dads,
Brothers and sisters too,
Neighbors and friends
all need to know
what to do.*





*Teach what you know now
and practice today,
So when the earth starts to shake
you'll be in a safe place!*

The Smart Turtle!

When the ground shakes Drop, Cover and Hold

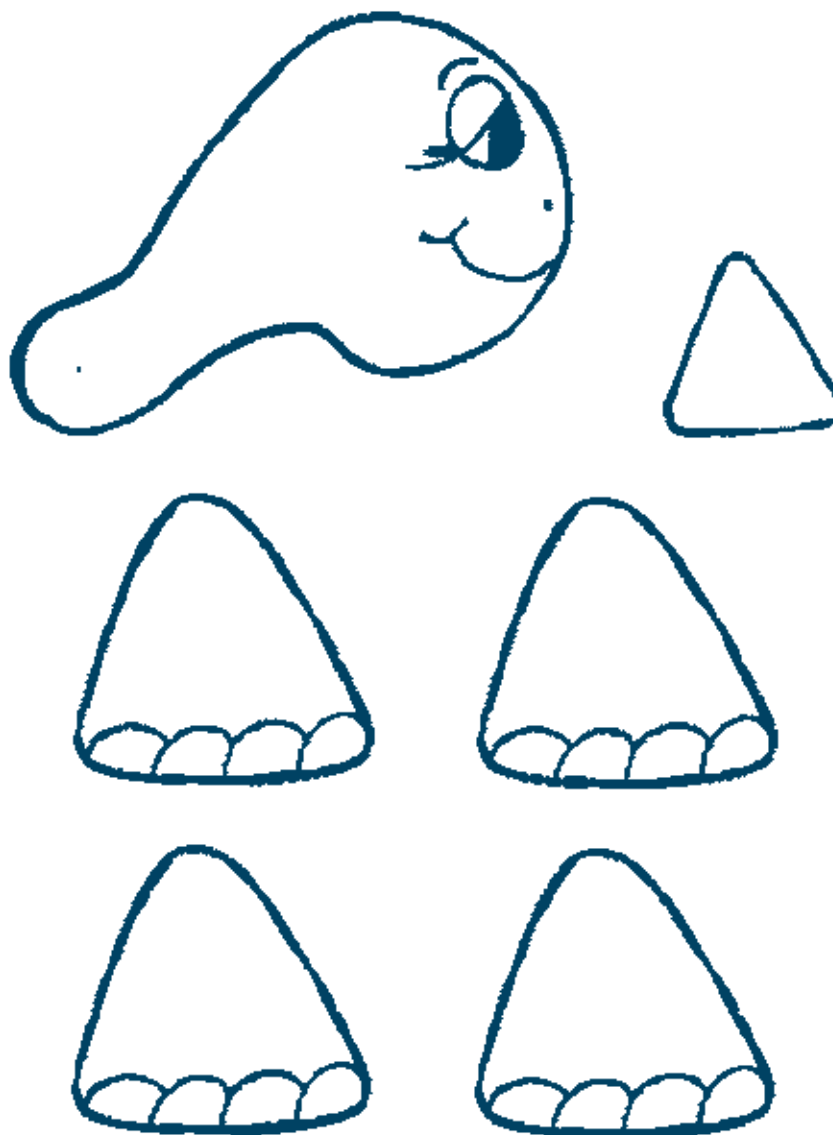
Pop-In Turtle Puppet

Materials needed:

- 2 small paper plates (6" round)
- 1 drinking straw
- green art construction paper
- pattern for turtle's head, tail and four feet (below)
- scissors
- crayons or markers
- paper stapler and glue

How to make the Smart Turtle:

1. Staple plates together on one side to create a round shell for the turtle's body.
2. Copy pattern (head, tail and feet) onto green construction paper.
3. Have children cut out 4 feet, 1 head and 1 tail.
4. Staple, tape or glue feet onto the shell (paper plates).
5. Staple head to one end of the straw, and staple tail to the other end.
6. Slip straw between plates.
7. Staple the other side of the paper plates to close the body.
7. Have children decorate the shell with crayons or markers.
8. Pull the tail to make the head go into the shell. Push the tail to make the head come out!



Earthquake

E N G S K X F O Y A
C A Q N W Y U O F R
K Y R T I Z M T U E
C Q T T N K E M V V
J L T P H R A K U O
A U O X S Q L H R C
E R E H A T U P S D
D H O L D O L A B E
G C M C F B D X K S
K S E I L P P U S E

AFTERSHOCK
EARTHQUAKE
SUPPLIES

COVER
HOLD


DROP
SHAKING

Find and circle each of the words in the Word Puzzle above.

EARTHQUAKE SAFETY

There is no part of the country that is free from earthquake danger. The shaking caused by earthquakes is possible almost everywhere. This is why earthquake safety should be practiced by everyone.

At the first sign of ground shaking, crouch under a desk or table, tuck your head, and keep your hands on the side of your neck unless you need to hold onto the legs of your "shelter" and move with it.



- ① Turn away from windows.
- ② Crouch under a desk or table.
- ③ Put both hands on the back of your neck and tuck your head down.
- ④ If the desk or table moves, hold the legs and move with it.

After the shaking has stopped, get out of the building and into a clear space.

Cross out any box in which the answer is 5. The letters left over will spell out what you should do in an earthquake.

4+2	6-1	8+1	2+6	1+4	3+3	2+3	7-4	6-3	10-5	3+6	4+1	5+2	6-4
D	Y	R	O	E	P	K	C	O	A	V	M	E	R
7+2	9-4	8-2	8-2	1-0		3+2	4-2	6-1	5+4	9-3	7-2	10-4	
A	E	N	N	D		T	H	U	O	L	X	D	

Safety Masters for Kids



Lightning strikes at objects which extend upward from the earth, such as trees, towers, buildings, masts of ships, or even people! Use the code below to learn what to do during a summer lightning storm:

_____	_____	_____	_____	_____	_____
_____	_____	_____	_____	_____	_____
_____	_____	_____	_____	_____	_____

SECRET CODE

	= trees		= take		= out		= use		= a		= or
	= metal		= swimming		= objects		= if		= wire		= get
	= electrical		= don't		= inside		= water		= appliances		= at
	= stay		= once		= away		= from		= open		= of
	= fields		= fences		= shower		= bath		= the		

Lightning Can Strike Tall Objects

Draw a line to show how lightning can strike an umbrella.



Word Puzzles That Add Up To Disasters

To find the letters that spell the secret words, you have to match the math problem with the correct number in the secret word. When you're done, you will have spelled the secret word!

4 8 5 7 1 2 3 8 6 4

$9-5 = E$	$3+4 = T$	$6-1 = R$
$5+1 = K$	$9-7 = Q$	$3+5 = A$
$8-5 = U$	$4-3 = H$	$6+3 = I$
$12-7 = C$	$5+5 = N$	$8+3 = F$
$14-1 = L$	$9+5 = O$	$10+5 = D$

11 9 5 4

$9-5 = E$	$3+4 = T$	$6-1 = R$
$5+1 = K$	$9-7 = Q$	$3+5 = A$
$8-5 = U$	$4-3 = H$	$6+3 = I$
$12-7 = C$	$5+5 = N$	$8+3 = F$
$14-1 = L$	$9+5 = O$	$10+5 = D$

11 13 14 14 15

$9-5 = E$	$3+4 = T$	$6-1 = R$
$5+1 = K$	$9-7 = Q$	$3+5 = A$
$8-5 = U$	$4-3 = H$	$6+3 = I$
$12-7 = C$	$5+5 = N$	$8+3 = F$
$14-1 = L$	$9+5 = O$	$10+5 = D$

Can you help the dog reach safe ground by drawing a line to the top of the mountain?

