

Mobile Homes in Earthquakes

How to protect your home and family



Earthquakes threaten older mobile homes through collapse and fire

- Many older mobile homes rest on slender supports that overturn in earthquakes.
- Collapse injures occupants & damages, homes, contents, water heater, & utilities.
- Collapse can render exits unsafe, especially for occupants fleeing a fire.
- Fire spread faster between closely spaced dwellings. Narrow roads make fire department access harder.



Bracing can make a difference

Historically, large earthquakes occur in Washington State every 30-50 years, but can happen at any time.



- 1949 = 6.8
- 1965 = 6.5
- 1999 = 5.8
- 2001 = 6.8

Mobile homes are



times more vulnerable than wood frame houses; check support systems every few years; watch for deterioration of wood blocks.

- Consider earthquake insurance; see WA State Office of the Insurance Commissioner at www.insurance.wa.gov.

Other ways to reduce loss:

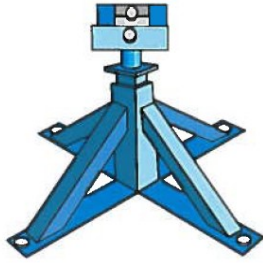
- Practice Drop Cover and Hold On
- Put latches on cabinet doors
- Have water and food for at least two weeks
- Brace canopies and awnings
- Plan for emergencies with neighbors use the Map Your Neighborhood (MYN) and Community Emergency Response Team (CERT) programs
- Visit ShakeOut: www.shakeout.org/washington to learn more.



Pictures courtesy of National Information Service for Earthquake Engineering, University of California, Original flyer developed by SPA Risk LLC and Henderson Creative


How to protect your home and family

Reduce or prevent collapse



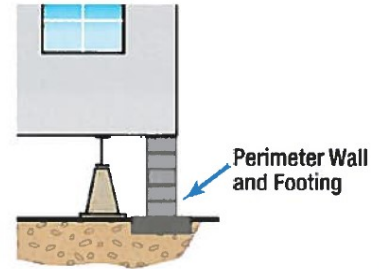
Good: Earthquake Resistant Bracing System (ERBS)
\$3,000-\$5,000

OR



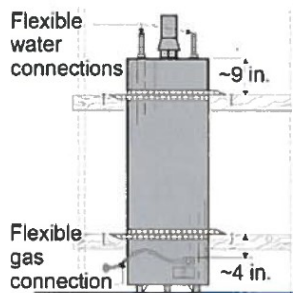
Better: Engineered Tie-down System (ETS)
\$1,000-\$2,000

OR



Best: Reinforced concrete or reinforced masonry foundation
\$5,000-\$50,000

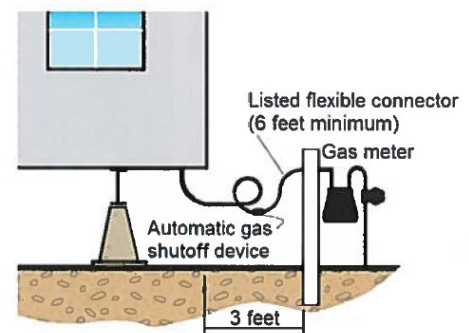
Reduce or prevent fire



◀ Brace water heater (\$35-\$200)

AND

Flexible gas connection (\$100) ▶



Ensure quality retrofit work

Hiring the Right Contractor: www.ProtectMyHome.net

It's LNI's online toolbox for homeowners looking for the right contractor, where you can:

- Verify a contractor's Washington registration.
- Find out how long they've been registered and if they have workers' compensation insurance for any employees they may have on your property.
- Check for any pending or past legal actions against the contractor and their bonding company, other business names used in the past, and any past infractions.

Protect Yourself with Permits: www.FAS.LNI.wa.gov

Your contractor should obtain all the necessary permits. If you do the work yourself, you would need to check which permits are required and obtain them if necessary.

- Building permits: Contact your local county or city building department.
- Electrical permits: www.ElecPermit.Lni.wa.gov
- Manufactured homes permits: L&I must approve plans and inspect both new and 'altered' manufactured factory assembled homes and recreational vehicles for safety. Call your local L&I office or go to www.FAS.Lni.wa.gov.

More Resources:

Washington State
Office of the Attorney General
For consumer information or to file a complaint:
Online: www.ATG.wa.gov/consumer
Phone: 1-800-551-4636

Better Business Bureau
To check out a business or file a complaint:
Online: www.bbb.org
Phone: 206-431-2222 (western Washington)
509-838-3841 (eastern Washington)